

B3411P70 Release Notes

Zhejiang Uniview Technologies Co., Ltd.

B3411P70Release Notes

Keywords: Version information, usage notes, precautions.

Abstract: This document provides information about the **B3411P70**board software, including version information, usage notes, precautions, and features.

Acronym

Acronym	Full Name
NVR	Network Video Recorder

Contents

- 1 Version Information..... 3**
 - 1.1 Version Number3
 - 1.2 Applied Product Models3
 - 1.3 Release History3
- 2 Usage Notes 3**
- 3 Software Features 3**
- 4 Version Change Description 3**
 - 4.1 Feature Change Description3
 - 4.2 Operation Change Description3
 - 4.3 Solved Issues4
- 5 Related Documents and Delivery Method..... 4**
- 6 Version Upgrade Guidance 4**
 - 6.1 Precautions4
 - 6.2 Upgrade Procedure4
 - 6.3 Upgrade Through the System Interface4
 - 6.4 Upgrade Through the Web Interface5

1 Version Information

1.1 Version Number

B3411P70

1.2 Applied Product Models

Table 1 Applied Product Models

Product Models	Description
NVR301-04LB-W	1 HDD, 4 channels, Wi-Fi connection, H.264/H.265, 4K display.

1.3 Release History

Table 2 Released Versions

Version No.	Basic Version No.	Released On
B3411P70	B3411P15	2018-09-14

2 Usage Notes

None.

3 Software Features

Table 3 Software Features

Service	Feature
Audio and video decoding	H.264 and H.265, 1080P resolution display, up to 16Mbps bit rate.
Data storage	Local storage of recordings in hard disk(s).
Web-based management	Web-based user interface for device configuration and management.

4 Version Change Description

4.1 Feature Change Description

None

4.2 Operation Change Description

None

4.3 Solved Issues

None

5 Related Documents and Delivery Method

Table 4 Related Document List

Manual Name	Manual Version	Delivery
Network Video Recorders Quick Guide	V1.00	Deliver with device.

6 Version Upgrade Guidance

6.1 Precautions

- This software system includes a software program mirror (Program.bin). Before you start upgrade, please back up configuration data through the system or Web interface in case the upgrade fails.
- Maintain proper network connection and power supply during the upgrade.

6.2 Upgrade Procedure

The version can be upgraded through the system interface and the Web interface, both support cloud upgrade.

6.3 Upgrade Through the System Interface

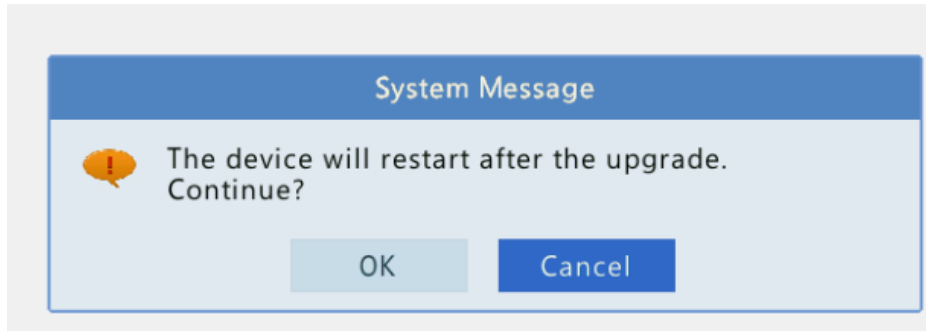
The system interface provides two options for upgrading the system software: local upgrade using a USB drive and cloud upgrade.

1. Local upgrade

Before you start, copy the correct upgrade file to the root directory of the USB drive.

- (1) Plug the USB drive into the USB interface on the NVR.
- (2) Log in to the system interface as "admin".
- (3) Click **Maintain>Upgrade**.
- (4) Click **Upgrade**, select the upgrade file from the drop-down list, and then click **Upgrade**. A prompt message appears.
- (5) Click **OK**.

Figure 1 Prompt Message



(6) The NVR will restart automatically when the upgrade is completed.

2. Cloud upgrade

Before you start, check that the NVR is correctly connected to the public network.

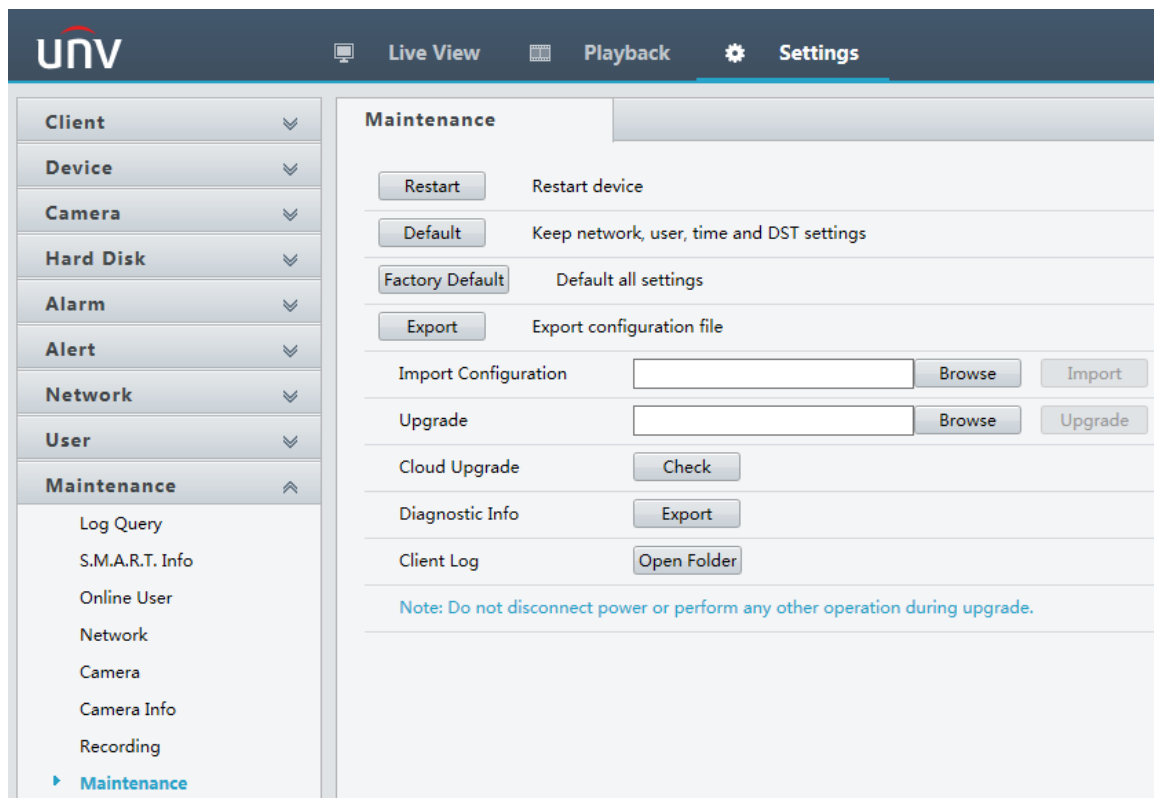
- (1) Click **Maintain >Upgrade**, and then click **Check** to check for the latest version.
- (2) Click **Upgrade** after a newer version is detected.

6.4 Upgrade Through the Web Interface

Perform the following steps to upgrade through the Web interface:

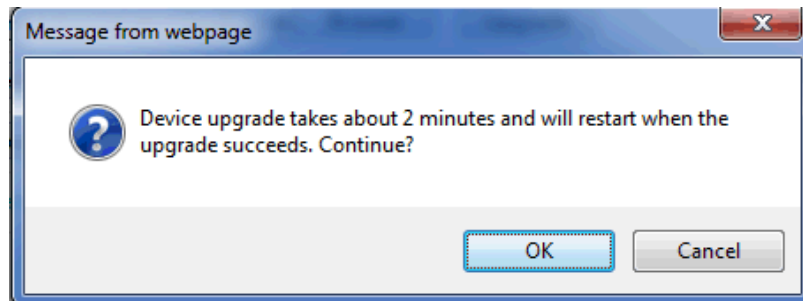
- (1) Log in to the Web interface as "admin".
- (2) Click **Settings>Maintenance>Maintenance**.

Figure 1 System Maintenance



- (3) Click **Browse** right to the **Upgrade** field, select the **Program.bin** file to upgrade, and then click **Upgrade**.
- (4) If the NVR is connected to the public network, you may also click **Check** to perform a cloud upgrade. If a newer version is detected, a prompt message will appear. Click **OK** to start upgrade.

Figure 2 Prompt Message



- (5) The NVR will restart automatically when the upgrade is completed.

©Zhejiang Uniview Technologies Co., Ltd. All Rights Reserved.

No part of this manual may be reproduced or transmitted in any form or by any means without prior written consent of Zhejiang Uniview Technologies Co., Ltd.

The information in this manual is subject to change without notice.